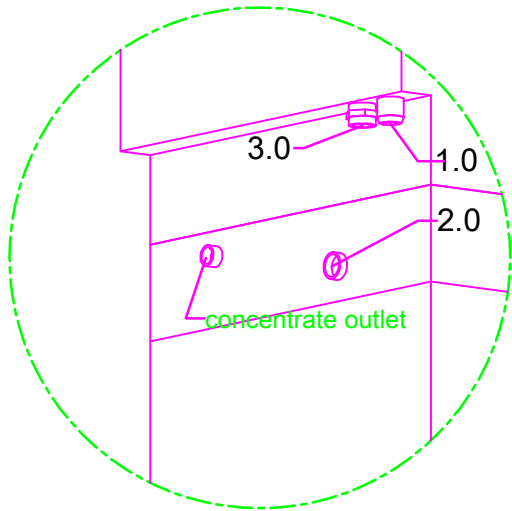
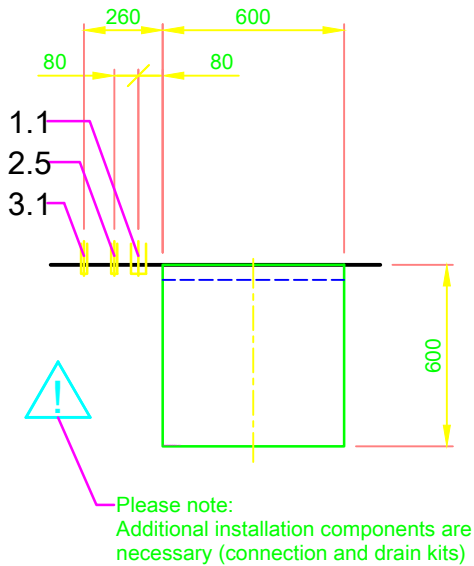
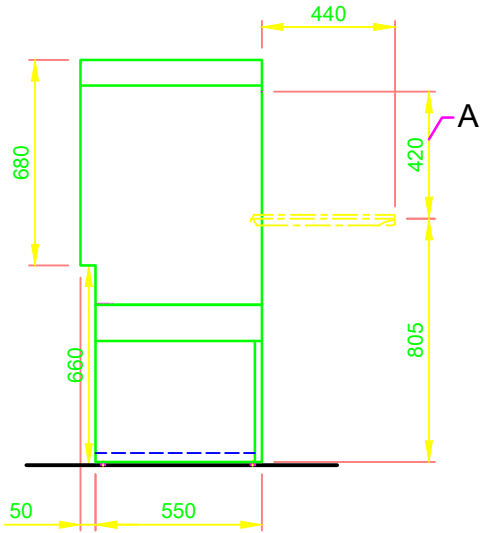
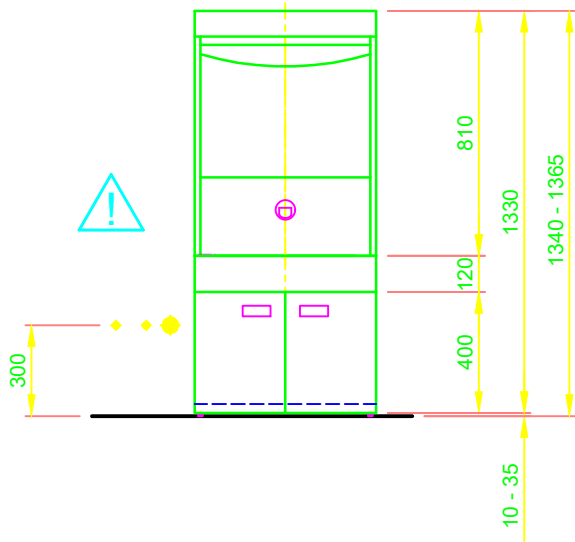


1.0	machine connection: drain connection hose, DN 22 hose fitted as odour trap in interior of machine
1.1	drain (max. 300 mm above finished floor level), DN 50
2.0	Machine connection: fresh water supply, G 3/4"
2.5	Cold water 10°C, 20 DN, G 3/4 a Flow rate: total 4.3 l/min (at 15 °C inlet temperature and a flow pressure of 200 kPa / 2 bar) electrical conductivity < 1000 µS/cm Minimum flow pressure: 100 kPa / 1.0 bar in front of solenoid valve Maximum pressure: 500 kPa / 5.0 bar in front of pressure reducer stopcock and fine screen ≤ 25 µm
3.0	Machine connection: electrical connection cable 5G 4.0mm²
3.1	electricity supply to the machine: 3N PE 400V ~ 50Hz nominal current / - capacity: 19.6 A / 12.4 kW Fuse protection: 25 A ⚡ Voltage equalising cable
6.0	Heat load of warewash area
6.1	for 6 programme cycles/h total 0.6 kW, perceptible 0.4 kW, latent 0.2 kW
all cables, pipes etc leaving machine 1,4 m	
the position of the connection piping can also be mirror-inverted!	
Machine Equipment	
Thermal disinfection	
(A) Entry height	
Rinse agent pipe and suction lance with empty indicator (blue connector)	
Detergent pipe and suction lance with empty indicator	
GiO MODULE (plinth, 120 mm)	
A0-60	
Back wall cladding	
⚠	Please observe the installation indications of the additional document MP_T-INFO-GiO_EN.pdf



MEIKO Clean Solutions (SEA) Sdn. Bhd. No 8, Lorong Teknologi C (OMNI), Taman Sains Selangor 1, Kota Damansara, 47810 Petaling Jaya, Selangor, Malaysia Tel: +60 3 6151 5461 Fax: +60 3 6151 5464 E-MAIL: support.asia@meiko-asia.com		Revision	
This drawing may not be neither passed to third parties for their information or copied or used for competitive purposes without our consent. All rights reserved. We reserve the right to make changes resulting from technical progress. This drawing was computer generated and is not subject to the checking and any release process; it is also not subject to change management. <u>Please note:</u> This document is only valid in conjunction with the conditions defined in Supplementary Sheet "Important Information". These can be requested from the manufacturer or downloaded from the Partnernet.		Reference TOPCLEAN STANDARD DRAWING / MYS	Type TOPCLEAN 60 M2 GIO MODULE PLINTH A0-60
Drawing-No. S00088512		Scale 1:25	Order-No.
drawn: 11.08.2020 m-iplan		checked: 11.08.2020 m-iplan	