









M-iClean

Under counter and pass through
glass and dish washing machines

M-iClean

Clean solutions for...

 Hotels	 Restaurants	 Canteens	 Cafés & Bakeries		
 Food Retail			 Catering		



M-iClean

front loading glass and dish
washing machines



Introducing the new generation of
warewashing technology

- Eye-catching and informative LED illumination
- Bluetooth communication monitors key components
- Intelligent energy management system and optional heat recovery
- One touch controls
- Reduced carbon footprint



M-iClean series - Front loading glass, dish and universal machines	Model	Basket Size	Baskets/hr
Front loading glass washer	US	400mm x 400mm	up to 30
Front loading glass washer with integral reverse osmosis	US GiO	400mm x 400mm	up to 30
Front loading glass washer	UM	500mm x 500mm	up to 40
Front loading glass washer with integral reverse osmosis	UM GiO	500mm x 500mm	up to 40
Front loading dish washer	UM	500mm x 500mm	up to 40
Front loading dish washer with integral reverse osmosis	UM GiO	500mm x 500mm	up to 40
Front loading glass washer, with increased door height of 435mm	UM+	500mm x 500mm	up to 40
Front loading glass washer with integral reverse osmosis, and increased door height of 435mm	UM+GiO	500mm x 500mm	up to 40
Front loading dish washer, with increased door height of 435mm	UM+	500mm x 500mm	up to 40
Front loading dish washer with integral reverse osmosis, and increased door height of 435mm	UM+GiO	500mm x 500mm	up to 40
Front loading universal dish and GN2/1 tray washer	UL	500mm x 500mm or 600mm x 500mm	up to 40
Front loading universal dish and GN2/1 tray washer with integral reverse osmosis	UL GiO	500mm x 500mm or 600mm x 500mm	up to 40

Did you know!

These machines are supplied with a glass/dish basket starter pack





M-iClean

front loading machine accessories



The new face of dishwashing is a pleasant working environment, beautifully designed equipment, intuitive operation – and of course perfectly clean, sparkling results.



M-iClean series Options and accessories	Model	Dimensions
Integrated heat recovery system with approximately 15% energy saving	MIC-AC	
Suction lance for detergent	MIC-SLD	
Suction lance for rinse aid	MIC-SLRA	
400mm high stand	MHE-MPF400ST	470 x 590mm
400mm high stand	MHE-MPF500ST	600 x 600mm
400mm high cupboard base	MHE-MPF500CB	600 x 600mm
80mm high mobile dolly	MHE-MPF500CD	600 x 600mm



For a full range of baskets go to page 79, or for chemicals perfect for these machines go to page 87



M-iClean H



Welcome to dishwashing paradise

A machine that works like magic, making dishwashing so quick and easy that it feels like being in paradise! Welcome to the world of professional warewashing technology made by MEIKO. The M-iClean H is the latest leap forward in warewashing excellence from the experts in clean solutions. As well as being fantastically easy to use, it also offers outstanding efficiency and sustainability.



M-iClean H

pass through glass and dish washing machines



Ergonomic workstations,
shorter wash cycles,
quicker drying, lower costs

The new face of dishwashing is
a pleasant working environment,
beautifully designed equipment, intuitive operation – and of
course perfectly clean, sparkling results.

- 80% reduction in humidity
- up to 21% lower energy consumption
- hood opens and closes itself with just a gentle tap from the operator. Silent. Reliable. Effortless.
- automatic basket detection
- versatile display at eye height & signal concept
- waste water heat recovery
- 60 month warranty on all electrical and mechanical components of the automatic hood system.



- Much more pleasant working environment
- Fewer staff absences due to back/shoulder pain
- Potential to make significant savings
- Energy savings of up to 21 %
- Lower running costs
- Pays for itself in 1.8 years
- Up to 80% lower steam emissions
- Noticeably better indoor air quality
- Energy savings of up to 18%
- Superb washing and drying performance
- Saves valuable time: eliminates need for manual polishing gets tableware back in use more quickly
- Glasses and dishware cool down faster
- Less breakage



M-iClean H

pass through glass and dish washing machines



M-iClean H pass through dishwasher	Model	Basket Size	Baskets/hr
Pass through dishwasher	M-iClean HM	500mm x 500mm	up to 60
Pass through dishwasher with integral energy saving waste air heat recovery condenser (AC)	M-iClean HM Climate	500mm x 500mm	up to 40
Pass through dishwasher with integral reverse osmosis	M-iClean HM GiO	500mm x 500mm	up to 40
Pass through dishwasher with integral energy saving waste air heat recovery condenser (AC) and reverse osmosis	M-iClean HM Climate GiO	500mm x 500mm	up to 40
Pass through dishwasher with integral waste water heat recovery and heat retention	M-iClean HM Energy	500mm x 500mm	up to 60
Pass through dishwasher with integral waste water heat recovery, reverse osmosis and heat retention	M-iClean HM Energy GiO	500mm x 500mm	up to 40
Pass through "Power wash" dishwasher	M-iClean HM PW	500mm x 500mm	up to 60
Pass through "Power wash" dishwasher with integral energy saving waste air heat recovery condenser (AC)	M-iClean HM PW Climate	500mm x 500mm	up to 40
Pass through "Power Wash" dishwasher with integral reverse osmosis	M-iClean HM PW GiO	500mm x 500mm	up to 40
Pass through "Power wash" dishwasher with integral energy saving waste air heat recovery condenser (AC) and reverse osmosis	M-iClean HM PW Climate GiO	500mm x 500mm	up to 40
Pass through "Power wash" dishwasher with integral waste water heat recovery and heat retention	M-iClean HM PW Energy	500mm x 500mm	up to 60
Pass through "Power wash" dishwasher with integral waste water heat recovery, reverse osmosis and heat retention	M-iClean HM PW Energy GiO	500mm x 500mm	up to 40
Drying module for fabricating into new table (Tabling not included, shallow sink required on cleans table)	M-iClean DM		
Pass through dishwasher and GN 2/1 Tray washer	M-iClean HL	500mm x 500mm to 650 x 500	up to 60
Pass through dishwasher and GN 2/1 Tray washer with integral energy saving waste air heat recovery condenser (AC)	M-iClean HL Climate	500mm x 500mm to 650 x 500	up to 60
Pass through dishwasher and GN 2/1 Tray washer with integral reverse osmosis	M-iClean HL GiO	500mm x 500mm to 650 x 500	up to 60
Pass through dishwasher and GN 2/1 Tray washer with integral energy saving waste air heat recovery condenser (AC) and reverse osmosis	M-iClean HL Climate GiO	500mm x 500mm to 650 x 500	up to 60
Pass through universal dishwasher and GN2/1 tray washer with integral waste water heat recovery and heat retention	M-iClean HL Energy	500mm x 500mm to 650 x 500	up to 60
Pass through universal dishwasher and GN2/1 tray washer with integral waste water heat recovery, reverse osmosis and heat retention	M-iClean HL Energy GiO	500mm x 500mm to 650 x 500	up to 60
Drying module for fabricating into new table (Tabling not included, shallow sink required on cleans table)	M-iClean DM		

* Please note the overall height of M-iClean H machines varies for each model, refer to technical pages for details.



THE NEW - M-iClean HXL

Double basket pass through glass and dish washing machines

meiko
The clean solution

M-iClean HXL

The Big One
...Coming Soon

M-iClean HXL







Group 1

Technical Information

Under counter and pass through
glass and dish washing machines



TECHNICAL DATA

M-iClean and Premium Series front loading glass and dishwashing machines



Model	Dimensions	Basket size	Baskets/hr	Cycle time (seconds)	Passing height	Water connection	Water supply temperature
M-iClean US	460 x 600 x 700	400 x 400	up to 20	180/240	315mm	1 x 22mm 3/4" BSP	Hot or Cold
M-iClean US GiO	460 x 600 x 820 (base mounted GiO unit)	400 x 400	up to 20	180/240	315mm	1 x 22mm 3/4" BSP	Cold
M-iClean US GiO Air Concept	460 x 600 x 820 (base mounted GiO unit)	400 x 400	up to 11	180/240 + 150 for heat recovery	315mm	1 x 22mm 3/4" BSP	Cold
M-iClean UM	600 x 615 x 700	500 x 500	up to 40	90/120/240	315mm	1 x 22mm 3/4" BSP	Hot or Cold
M-iClean UM Air Concept	600 x 615 x 700	500 x 500	up to 15	90/120/240 + 150 for heat recovery	315mm	1 x 22mm 3/4" BSP	Cold
M-iClean UM GiO	600 x 615 x 820 (base mounted GiO unit)	500 x 500	up to 40	90/120/240	315mm	1 x 22mm 3/4" BSP	Cold
M-iClean UM GiO Air Concept	600 x 615 x 820 (base mounted GiO unit)	500 x 500	up to 15	90/120/240 +150 for heat recovery	315mm	1 x 22mm 3/4" BSP	Cold
M-iClean UM+	600 x 615 x 820	500 x 500	up to 40	90/120/240	435mm	1 x 22mm 3/4" BSP	Hot or Cold
M-iClean UM+ Air Concept	600 x 615 x 820	500 x 500	up to 15	90/120/240 +150 for heat recovery	435mm	1 x 22mm 3/4" BSP	Cold
M-iClean UM+ GiO	600 x 690 x 820 (rear mounted GiO unit)	500 x 500	up to 40	90/120/240	435mm	1 x 22mm 3/4" BSP	Cold
M-iClean UM+ GiO Air Concept	600 x 690 x 820 (rear mounted GiO unit)	500 x 500	up to 15	90/120/240 +150 for heat recovery	435mm	1 x 22mm 3/4" BSP	Cold
M-iClean UL	600 x 695 x 820	500 x 500 600 x 500	up to 40	90/120/240	435mm	1 x 22mm 3/4" BSP	Hot or Cold
M-iClean UL Air Concept	600 x 695 x 820	500 x 500 600 x 500	up to 15	90/120/240 +150 for heat recovery	435mm	1 x 22mm 3/4" BSP	Cold
M-iClean UL GiO	600 x 695 x 820 (remote GiO unit)	500 x 500 600 x 500	up to 40	90/120/240	435mm	1 x 22mm 3/4" BSP	Cold
M-iClean UL GiO Air Concept	600 x 695 x 820 (remote GiO unit)	500 x 500 600 x 500	up to 15	90/120/240 +150 for heat recovery	435mm	1 x 22mm 3/4" BSP	Cold



TECHNICAL DATA

M-iClean and Premium Series front loading glass and dishwashing machines



Water supply pressure	Minimum flow rate	Tank fill capacity	Final rinse consumption	Waste Connection	Wash Pump rating	1npe 230v 50hz 13amp (hot fill only)	1npe 230v 50hz	3npe 400v 50hz
1 - 5 bar	3.2lt min	7.5lt	1.9lt basket	2 x 40mmØ standing waste	0.55kW	2.7kW 14.0A	-	n/a
1 - 5 bar	3.2lt min	7.5lt	1.9lt basket	2 x 40mmØ standing waste	0.55kW	n/a	2.8kW 15.0A	n/a
1 - 5 bar	3.2lt min	7.5lt	1.9lt basket	2 x 40mmØ standing waste	0.55kW	n/a	2.8kW 15.0A	n/a
1 - 5 bar	5lt min	11lt	2.4lt basket	1 x 40mmØ standing waste	0.55kW	2.7kW 14.0A	4.7kW 22.7A	6.7kW 14.0A
1 - 5 bar	5lt min	11lt	2.4lt basket	1 x 40mmØ standing waste	0.55kW	n/a	4.7kW 22.7A	6.7kW 14.0A
1 - 5 bar	4.3lt min	11lt	2.4lt basket	2 x 40mmØ standing waste	0.55kW	n/a	4.8kW 23.7A	6.8kW 15.0A
1 - 5 bar	4.3lt min	11lt	2.4lt basket	2 x 40mmØ standing waste	0.55kW	n/a	4.8kW 23.7A	6.8kW 15.0A
1 - 5 bar	5lt min	11lt	2.4lt basket	1 x 40mmØ standing waste	0.55kW	2.7kW 14.0A	4.7kW 22.7A	6.7kW 14.0A
1 - 5 bar	5lt min	11lt	2.4lt basket	1 x 40mmØ standing waste	0.55kW	n/a	4.7kW 22.7A	6.7kW 14.0A
1 - 5 bar	4.3lt min	11lt	2.4lt basket	2 x 40mmØ standing waste	0.55kW	n/a	4.8kW 23.7A	6.8kW 15.0A
1 - 5 bar	4.3lt min	11lt	2.4lt basket	2 x 40mmØ standing waste	0.55kW	n/a	4.8kW 23.7A	6.8kW 15.0A
1 - 5 bar	5lt min	11lt	2.8lt basket	1 x 40mmØ standing waste	0.55kW	2.7kW 14.0A	4.7kW 22.7A	6.7kW 14.0A
1 - 5 bar	5lt min	11lt	2.8lt basket	1 x 40mmØ standing waste	0.55kW	n/a	4.7kW 22.7A	6.7kW 14.0A
1 - 5 bar	4.3lt min	11lt	2.8lt basket	2 x 40mmØ standing waste	0.55kW	n/a	4.8kW 23.7A	6.8kW 15.0A
1 - 5 bar	4.3lt min	11lt	2.8lt basket	2 x 40mmØ standing waste	0.55kW	n/a	4.8kW 23.7A	6.8kW 15.0A



TECHNICAL DATA

M-iClean pass through glass and dishwashing machines



Model	Dimensions	Basket size	Baskets/hr	Cycle time (seconds)	Passing height	Water connection	Water supply temperature
M-iClean HM	635 x 750 x 1520 (2080 hood open)	500 x 500	up to 60	60/90/210	505mm	1 x 22mm 3/4" BSP	Hot or Cold
M-iClean HM Climate	635 x 750 x 2180	500 x 500	up to 40	60/90/210	505mm	1 x 22mm 3/4" BSP	Cold
M-iClean HM GiO	635 x 750 x 1520 (2080 hood open)	500 x 500	up to 40	60/90/210	505mm	1 x 22mm 3/4" BSP	Cold
M-iClean HM Climate GiO	635 x 750 x 2180	500 x 500	up to 40	60/90/210	505mm	1 x 22mm 3/4" BSP	Cold
M-iClean HM Energy	635 x 750 x 2100	500 x 500	up to 60	60/90/210	505mm	1 x 22mm 3/4" BSP	Hot or Cold
M-iClean HM Energy GiO	635 x 750 x 2100	500 x 500	up to 40	60/90/210	505mm	1 x 22mm 3/4" BSP	Cold
M-iClean HM PW	635 x 750 x 1520 (2080 hood open)	500 x 500	up to 60	60/90/210	505mm	1 x 22mm 3/4" BSP	Hot or Cold
M-iClean HM PW Climate	635 x 750 x 2180	500 x 500	up to 40	60/90/210	505mm	1 x 22mm 3/4" BSP	Cold
M-iClean HM PW GiO	635 x 750 x 1520 (2080 hood open)	500 x 500	up to 40	60/90/210	505mm	1 x 22mm 3/4" BSP	Cold
M-iClean HM PW Climate GiO	635 x 750 x 2180	500 x 500	up to 40	60/90/210	505mm	1 x 22mm 3/4" BSP	Cold
M-iClean HM PW Energy	635 x 750 x 2210	500 x 500	up to 60	60/90/210	505mm	1 x 22mm 3/4" BSP	Hot or Cold
M-iClean HM PW Energy GiO	635 x 750 x 2210	500 x 500	up to 40	60/90/210	505mm	1 x 22mm 3/4" BSP	Cold
M-iClean HL	735 x 750 x 1575 (2190 hood open)	500 x 500 600 x 500	up to 60	60/90/210	560mm	1 x 22mm 3/4" BSP	Hot or Cold
M-iClean HL Climate	735 x 750 x 2235	500 x 500 600 x 500	up to 40	60/90/210	560mm	1 x 22mm 3/4" BSP	Cold
M-iClean HL GiO	735 x 750 x 1575 (2190 hood open)	500 x 500 600 x 500	up to 40	60/90/210	560mm	1 x 22mm 3/4" BSP	Cold
M-iClean HL Climate GiO	735 x 750 x 2235	500 x 500 600 x 500	up to 40	60/90/210	560mm	1 x 22mm 3/4" BSP	Cold
M-iClean HL Energy	735 x 750 x 2210	500 x 500 600 x 500	up to 60	60/90/210	560mm	1 x 22mm 3/4" BSP	Hot or Cold
M-iClean HL Energy GiO	735 x 750 x 2210	500 x 500 600 x 500	up to 40	60/90/210	560mm	1 x 22mm 3/4" BSP	Cold



TECHNICAL DATA

M-iClean pass through glass and dishwashing machines



Water supply pressure	Minimum flow rate	Tank fill capacity	Final rinse consumption	Waste Connection	Wash Pump rating	3npe 400v 50hz Cold Fill	3npe 400v 50hz Hot Fill
1 - 5 bar	5lt min	22lt	2.4lt basket	1 x 40mmØ standing waste	0.75kW	9.1kW	9.1kW
1 - 5 bar	5lt min	22lt	2.4lt basket	1 x 40mmØ standing waste	0.75kW	9.1kW	-
1 - 5 bar	8lt min	22lt	2.4lt basket	2 x 40mmØ standing waste	0.75kW	9.2kW	-
1 - 5 bar	8lt min	22lt	2.4lt basket	2 x 40mmØ standing waste	0.75kW	9.2kW	-
1 - 5 bar	5lt min	22lt	2.4lt basket	1 x 40mmØ standing waste	0.75kW	9.1kW	9.1kW
1 - 5 bar	8lt min	22lt	2.4lt basket	2 x 40mmØ standing waste	0.75kW	9.2kW	-
1 - 5 bar	5lt min	22lt	2.4lt basket	1 x 40mmØ standing waste	1.5kW	9.8kW	9.8kW
1 - 5 bar	5lt min	22lt	2.4lt basket	1 x 40mmØ standing waste	1.5kW	9.9kW	-
1 - 5 bar	8lt min	22lt	2.4lt basket	2 x 40mmØ standing waste	1.5kW	9.9kW	-
1 - 5 bar	8lt min	22lt	2.4lt basket	2 x 40mmØ standing waste	1.5kW	9.9kW	-
1 - 5 bar	5lt min	22lt	2.4lt basket	1 x 40mmØ standing waste	1.5kW	9.8kW	9.8kW
1 - 5 bar	8lt min	22lt	2.4lt basket	2 x 40mmØ standing waste	1.5kW	9.9kW	-
1 - 5 bar	5lt min	22lt	3.0lt basket	1 x 40mmØ standing waste	1.5kW	9.8kW	9.8kW
1 - 5 bar	5lt min	22lt	3.0lt basket	1 x 40mmØ standing waste	1.5kW	9.8kW	-
1 - 5 bar	8lt min	22lt	3.0lt basket	2 x 40mmØ standing waste	1.5kW	9.9kW	-
1 - 5 bar	8lt min	22lt	3.0lt basket	2 x 40mmØ standing waste	1.5kW	9.9kW	-
1 - 5 bar	5lt min	22lt	3.0lt basket	1 x 40mmØ standing waste	1.5kW	9.8kW	9.8kW
1 - 5 bar	8lt min	22lt	3.0lt basket	2 x 40mmØ standing waste	1.5kW	9.9kW	-



The clean solution

Meiko UK Limited

393 Edinburgh Avenue, Slough, Berkshire, SL1 4UF

Sales

01753 215120

Service

01753 215130

Spares

01753 215150

Accounts

01753 215145

MeikoUK@meiko-uk.co.uk



Certificate No: FS 39794



Certificate No: EMS 569605



INVESTOR IN PEOPLE

